

Please help us change from CLV4xx to CLV6xx

Company:
 Contact Name:
 Phone:Email.....

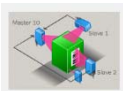
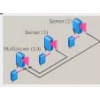









YOUR ReferencePLC noLine no.....

- Which CLV4xx Scanner ?

								
Type eg CLV420-2010S02	CLV41x	CLV42x	CLV43x	CLV44x	CLV45x	CLV48x	CLV49x	CLX49x
Qty?								

- In which surroundings are the Barcode scanner installed?

Specify eg CLX200-3041	Master/ Slave	Network (CAN)		MUX400 CAN netwk	CMC600-	CDM420- Nb is it CLV6xx compatible?	CDB42-	CMC400	CLX200- RS485 netwk	AMV/S	BMV
									 eg CLX200-3041		
Qty:											

- Which PLC is used? Siemens (S5/S7) | Gereric Serial Host..... Other.....

- Communication? RS232 | RS422/485 | CL 20mA | CAN | PROFIBUS | PROFINET | Ethernet TCP/IP |

- Configuration ? Upload parameterization of barcode scanner using CLV setup and send it as data file for analysis.

- Photograph of application is a great way to describe mounting... If unsure there is a Youtube tutorial to help you....please follow this [link http://bit.ly/CLV4xx](http://bit.ly/CLV4xx) or scan this code with your QR reader



Please fill in + mail it to: tim.stokes@sick.co.uk
 (Use one question list for each subsystem)